

LinkedIn Learning

How to Integrate:

codecademy

LinkedIn Learning

How to:

Before you start

Helpful tips to keep in mind

- 1 It can take up to 48 hours for new partner content to show up on Learning Hub. You will receive an email when the content is ready.
- 2 Learners will need to log in with the content providers the first time in order to activate the integrations.
- 3 No license keys are required for setup. All you need is a subscription to Codecademy and to create a license name and LinkedIn Learning group with the list of learners who are subscribed to Codecademy.

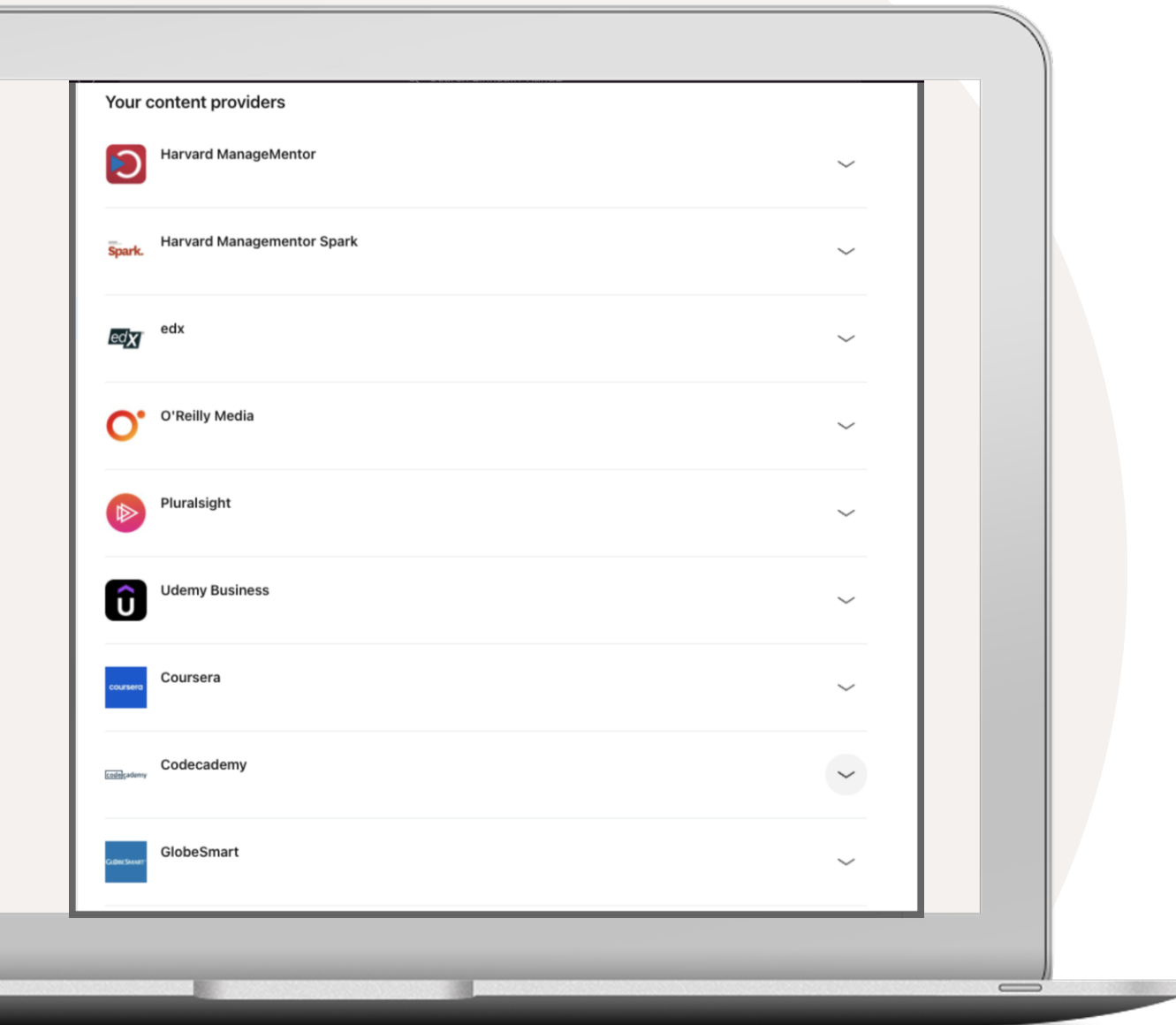
LinkedIn Learning

How to:

Set up Codecademy

Integrate your content subscriptions

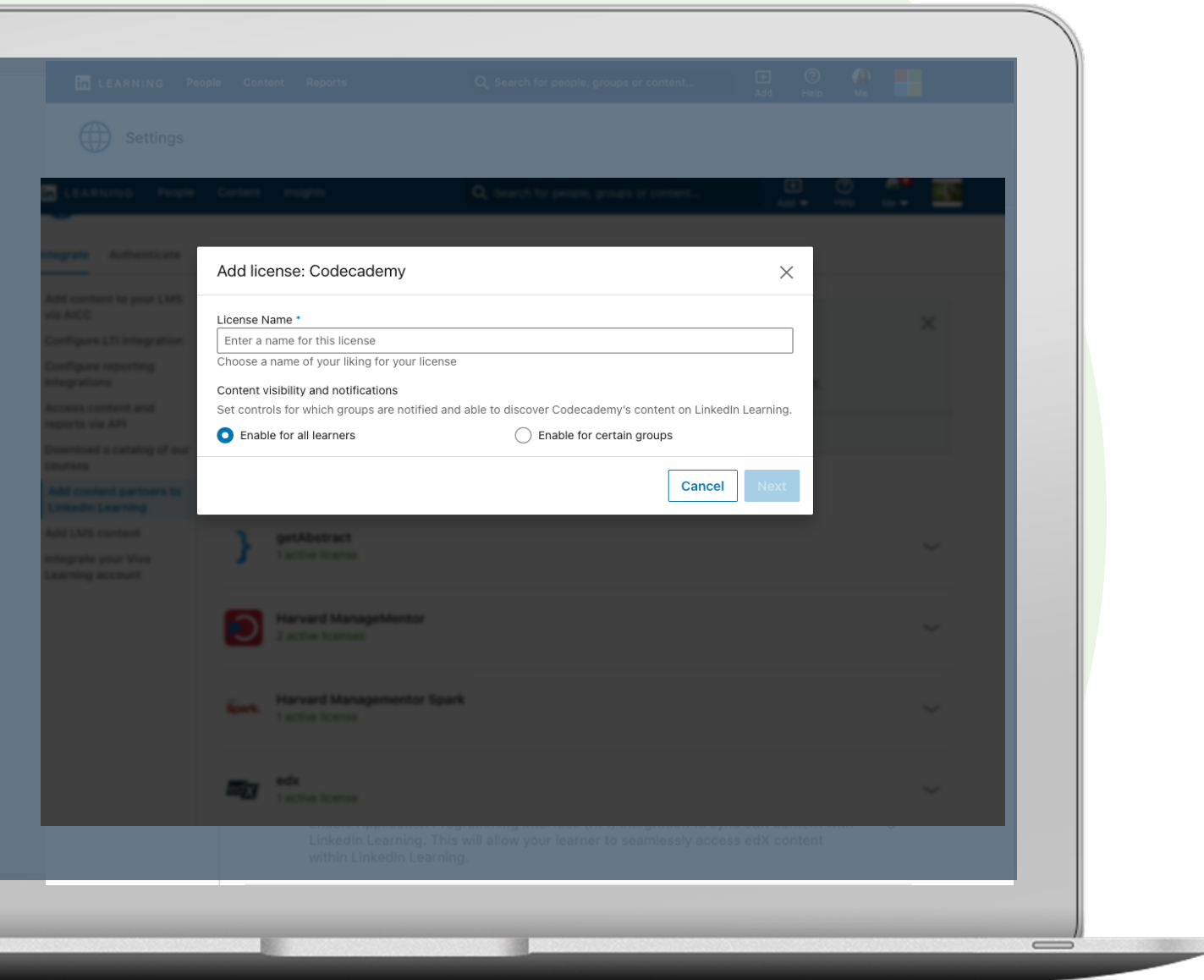
- 1 Go to your name and select 'Integrate' from your dropdown. This should automatically go to the Settings section for your integrations.
- 2 Scroll to the bottom and select the option 'Add content partners.'
- 3 Based on which content partner(s) you are subscribed to, you can enable the following integrations:
 - edX
 - Codecademy
 - Globesmart
 - getAbstract
 - Harvard ManageMentor / Spark
 - O'Reilly Media
 - Pluralsight
 - Skillshare
 - Udemy Business

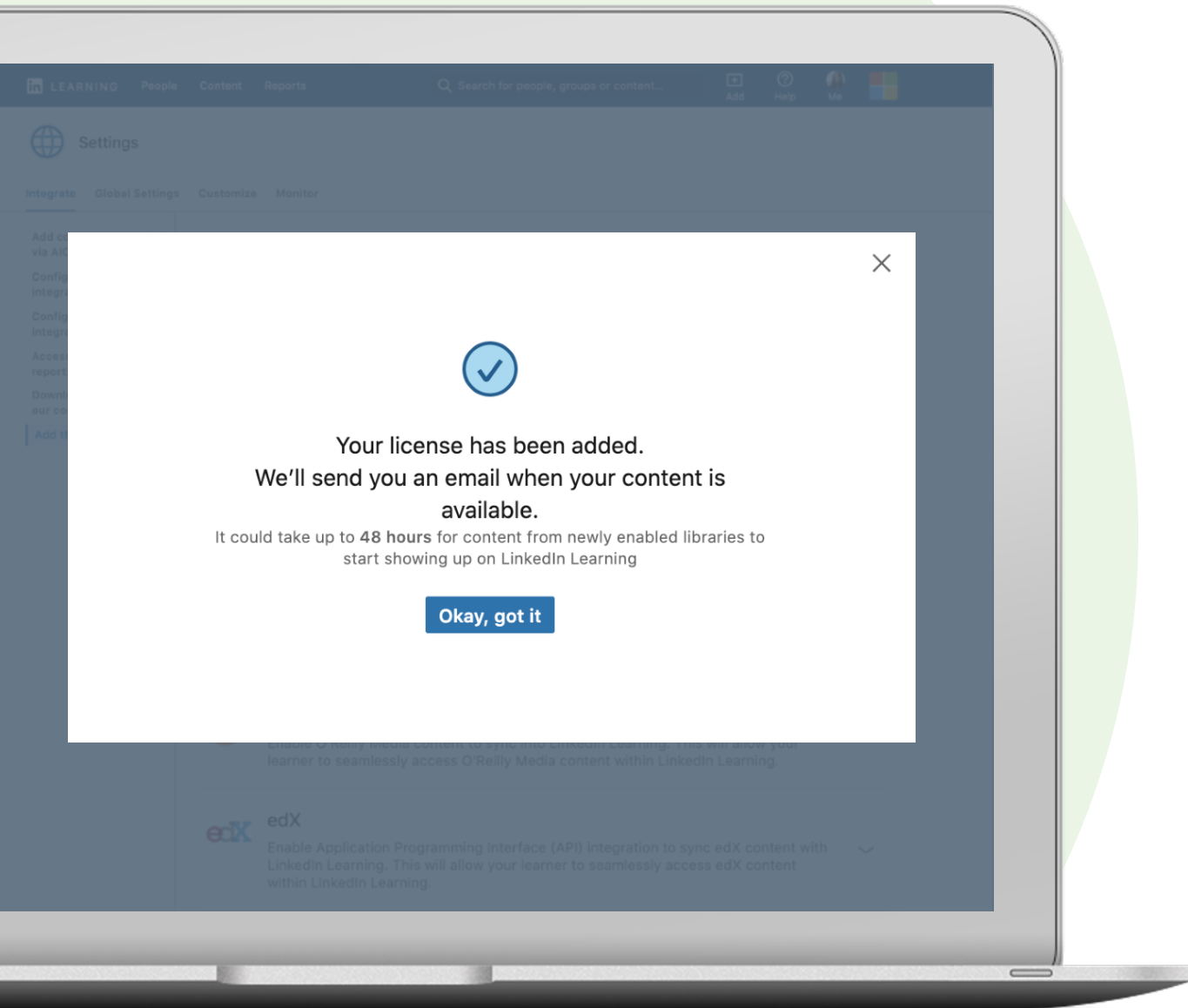


Set-up Codecademy

- 1 Enter a name of your choosing for the license name.
- 2 Determine which learners and groups can access Codecademy content by granting access to all learners or certain groups. If enabling for certain groups, please create a LinkedIn Learning group first for those learners and select 'enable for certain groups'.
- 3 Select 'Save' to continue.

Tip: Setting up Codecademy is instant! No license keys are required. All you need to do is create a license name and have a list of learners who have access to Codecademy, as seen on the left.





Set-up Codecademy

- 4 Select 'Okay, got it'.

Once you create a license, we will send you an email when your content is available. It can take up to 48 hours for new partner content to show up on LinkedIn Learning Hub.

Yay! You added your license. Look out for the email. It could take up to 48 hours for new Codecademy content to show up in LinkedIn Learning!

LinkedIn Learning

How to:

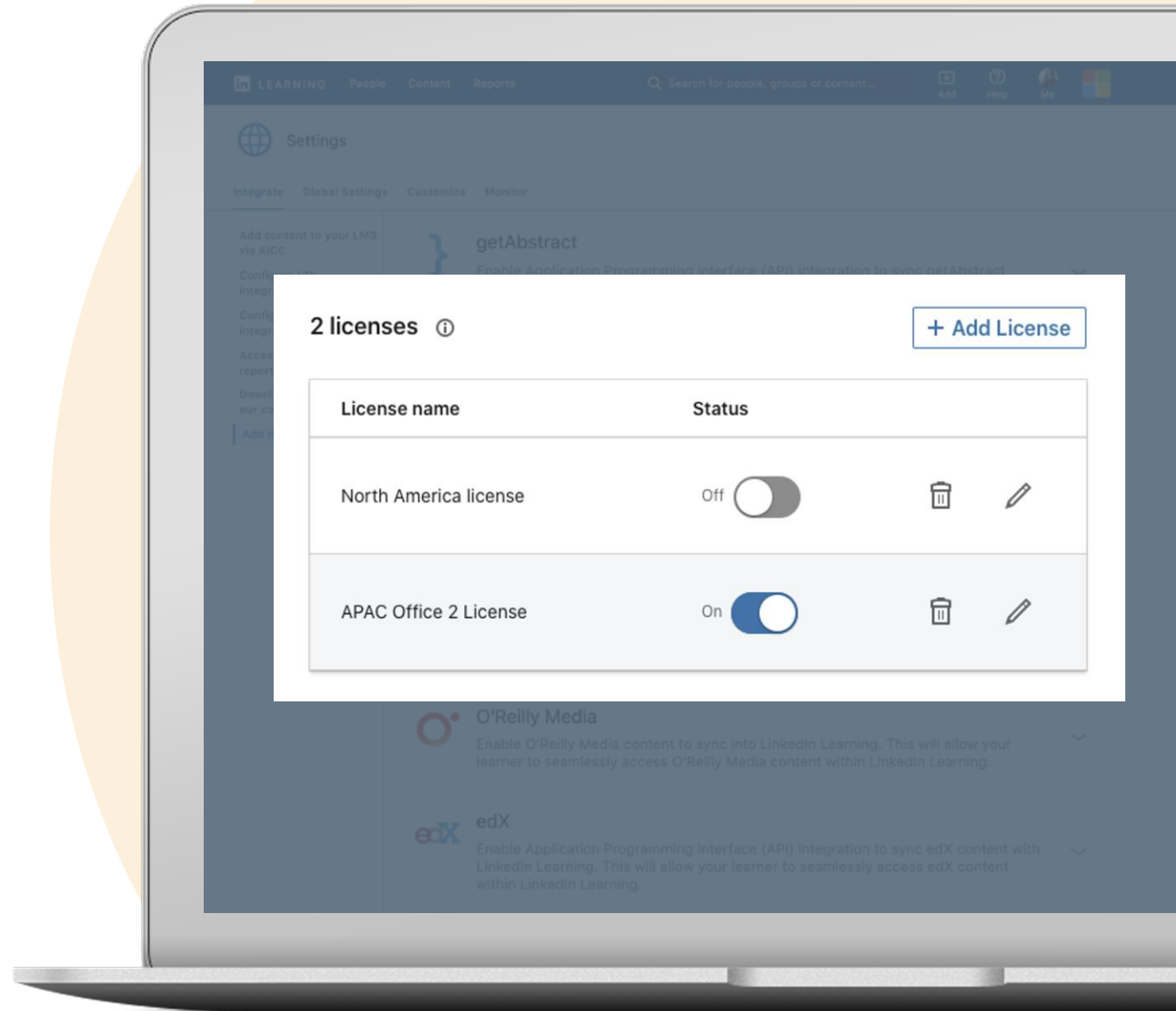
Manage Licenses



Disable a license

If you would like to temporarily put your LinkedIn Learning Hub integration with a content partner on hold, you can choose to disable it by turning it off.

Please note that disabling a license does not delete the integration.



Delete a license

If you would like to remove a content partner from LinkedIn Learning Hub permanently, you have the option to delete your license(s).

You will no longer see any of the partner content in your account and learners will no longer be able to consume the content.

